


100 | PEARL STREET

FLOOR PLAN
FLOOR 18



100 PEARL STREET



FLOOR 18

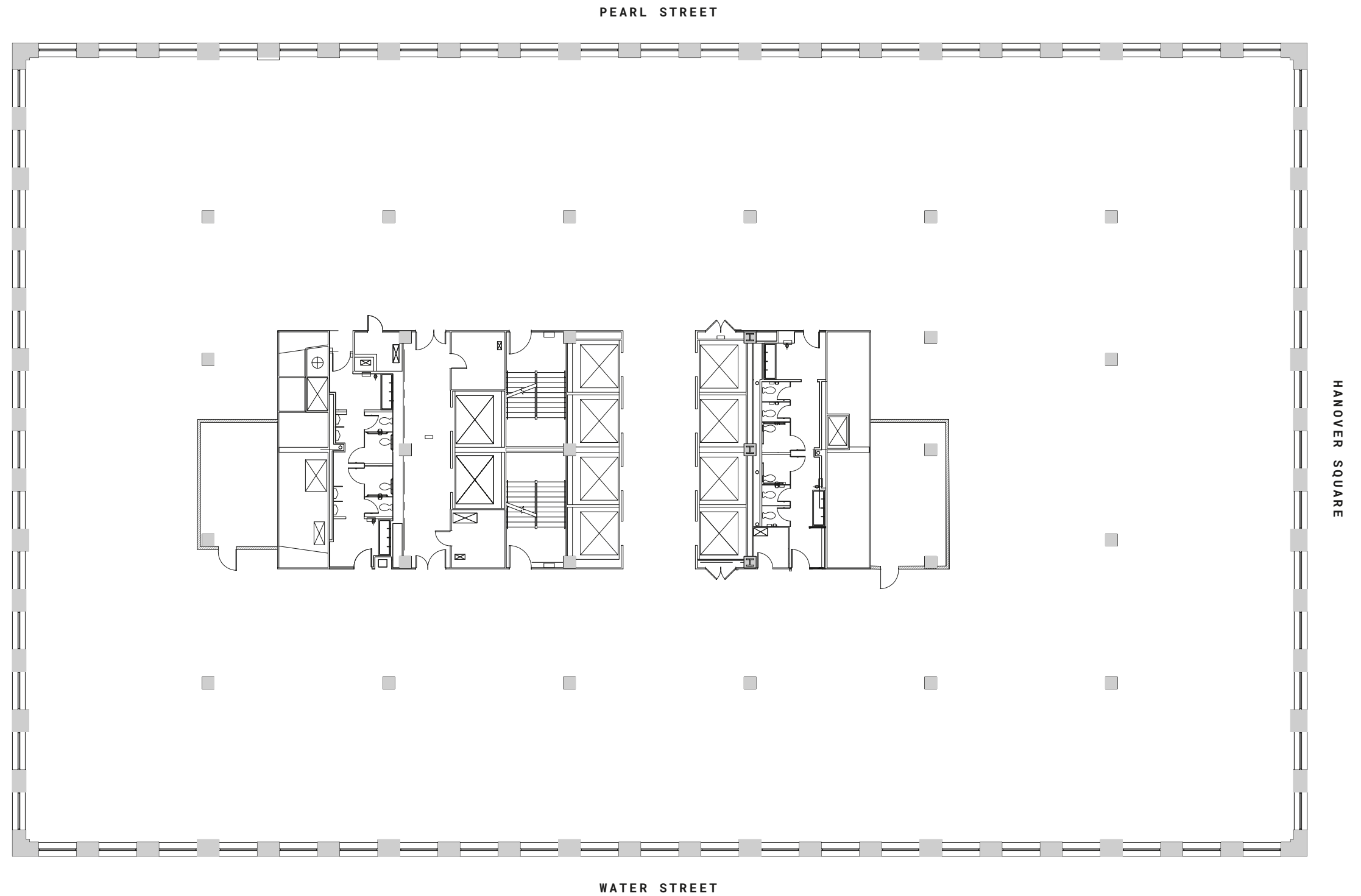
CORE & SHELL

RSF: 37,115 EACH

POSSESSION: 1Q 2021


SLAB-TO-SLAB: 12' 5"

- Floor 18 is a 37,115 RSF efficient floor plate of modernized space.
- Boasts 12'5" ceiling heights, amazing views of New York Harbor and Brooklyn, and creates the ultimate work environment for all tenants.



© Copyright 2019 100 Pearl Street. All Rights Reserved. All dimensions shown in floor plans are approximate and subject to normal construction variances and tolerances. Plans, dimensions and other features may vary from floor to floor. Any depictions herein are only approximations of the square foot area and layout of the floor in question.

100 PEARL STREET



FLOOR 18

FULL FLOOR OFFICE INTENSIVE LAYOUT

RSF: 37,115 EACH

POSSESSION: 1Q 2021

SLAB-TO-SLAB: 12' 5"

TOTAL SEAT COUNT: 277

AVG RSF PER PERSON: 134

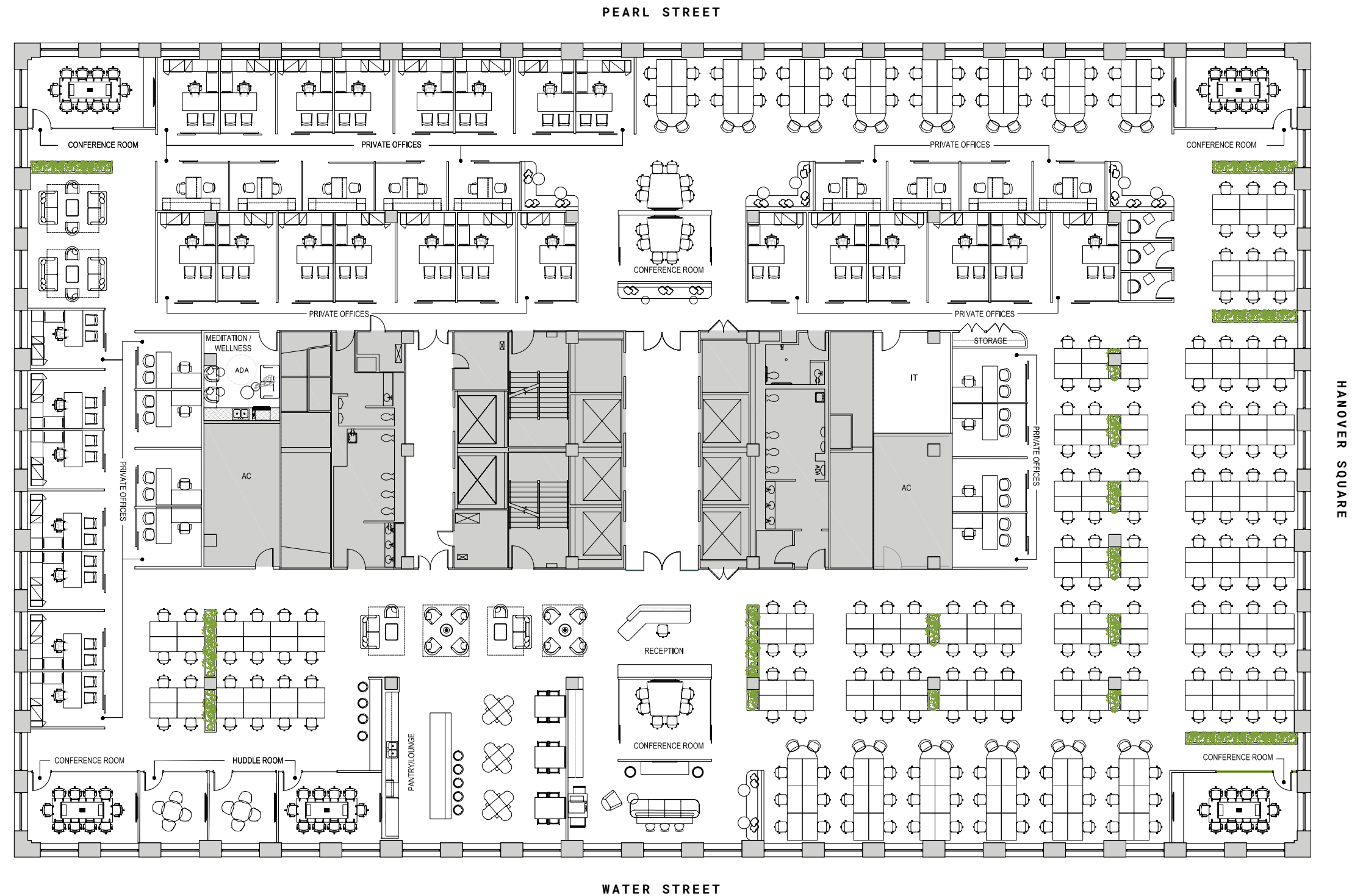
WORKSTATIONS: 220

OFFICES: 45

CONFERENCE ROOMS: 10


PRINT/COPY: 2

PHONE BOOTHS: 3



© Copyright 2019 100 Pearl Street. All Rights Reserved. All dimensions shown in floor plans are approximate and subject to normal construction variances and tolerances. Plans, dimensions and other features may vary from floor to floor. Any depictions herein are only approximations of the square foot area and layout of the floor in question.

100 PEARL STREET



FLOOR 18

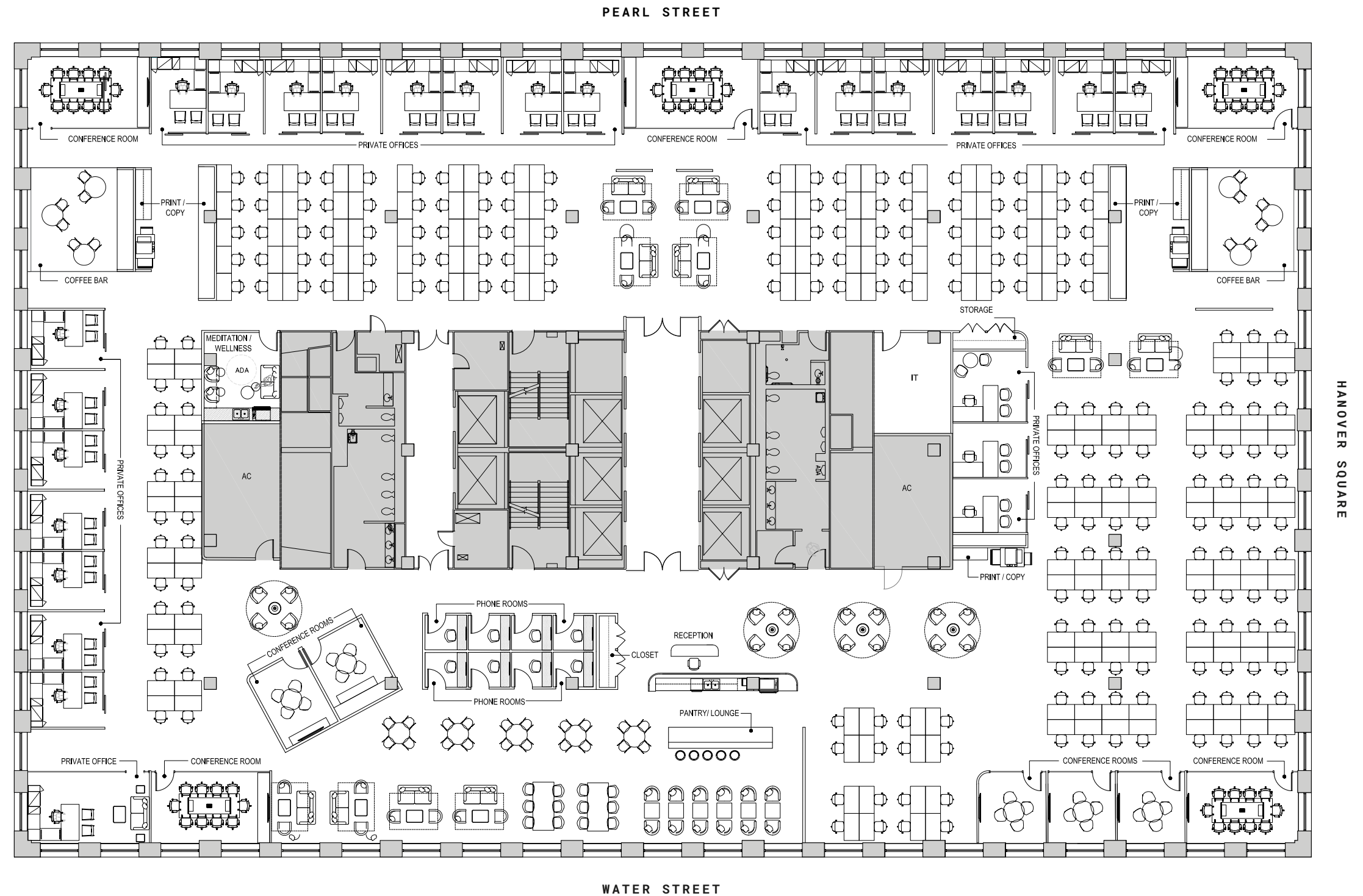
FULL FLOOR PROFESSIONAL SERVICES LAYOUT

RSF: 37,115 EACH

POSSESSION: 1Q 2021


SLAB-TO-SLAB: 12' 5"

TOTAL SEAT COUNT:	293
AVG RSF PER PERSON:	127
WORKSTATIONS:	274
OFFICES:	19
CONFERENCE ROOMS:	10
PRINT/COPY:	2
PHONE BOOTHS:	8



© Copyright 2019 100 Pearl Street. All Rights Reserved. All dimensions shown in floor plans are approximate and subject to normal construction variances and tolerances. Plans, dimensions and other features may vary from floor to floor. Any depictions herein are only approximations of the square foot area and layout of the floor in question.

100 PEARL STREET



FLOOR 18

FULL FLOOR CREATIVE LAYOUT

RSF: 37,115 EACH

POSSESSION: 1Q 2021


SLAB-TO-SLAB: 12' 5"

TOTAL SEAT COUNT:	268
AVG RSF PER PERSON:	138
WORKSTATIONS:	252
OFFICES:	6
CONFERENCE ROOMS:	10
PRINT/COPY:	2
PHONE BOOTHS:	8



© Copyright 2019 100 Pearl Street. All Rights Reserved. All dimensions shown in floor plans are approximate and subject to normal construction variances and tolerances. Plans, dimensions and other features may vary from floor to floor. Any depictions herein are only approximations of the square foot area and layout of the floor in question.

100 PEARL STREET



FLOOR 18

FULL FLOOR PRE-BUILT LAYOUT

RSF: 37,115 EACH

POSSESSION: 1Q 2021

SLAB-TO-SLAB: 12' 5"

TOTAL SEAT COUNT: 299

AVG RSF PER PERSON: 124

WORKSTATIONS: 296

OFFICES: 3

CONFERENCE ROOMS: 5

PRINT/COPY: 1

PHONE BOOTHS: 8



© Copyright 2019 100 Pearl Street. All Rights Reserved. All dimensions shown in floor plans are approximate and subject to normal construction variances and tolerances. Plans, dimensions and other features may vary from floor to floor. Any depictions herein are only approximations of the square foot area and layout of the floor in question.









[CLICK TO SEE 360 VIEW](#)



100 | PEARL STREET

100 PEARL STREET | NEW YORK, NY | 10004

100PEARLST.COM

© Copyright 2019 100 Pearl Street. All Rights Reserved. All dimensions shown in floor plans are approximate and subject to normal construction variances and tolerances. Plans, dimensions and other features may vary from floor to floor. Any depictions herein are only approximations of the square foot area and layout of the floor in question. All images, renderings, and films are property of GFP Real Estate for conceptual design purposes only.