


100 | PEARL STREET

FLOOR PLAN
14TH FLOOR (DOUBLE-HEIGHT)



100 PEARL STREET



14TH FLOOR (DOUBLE-HEIGHT)

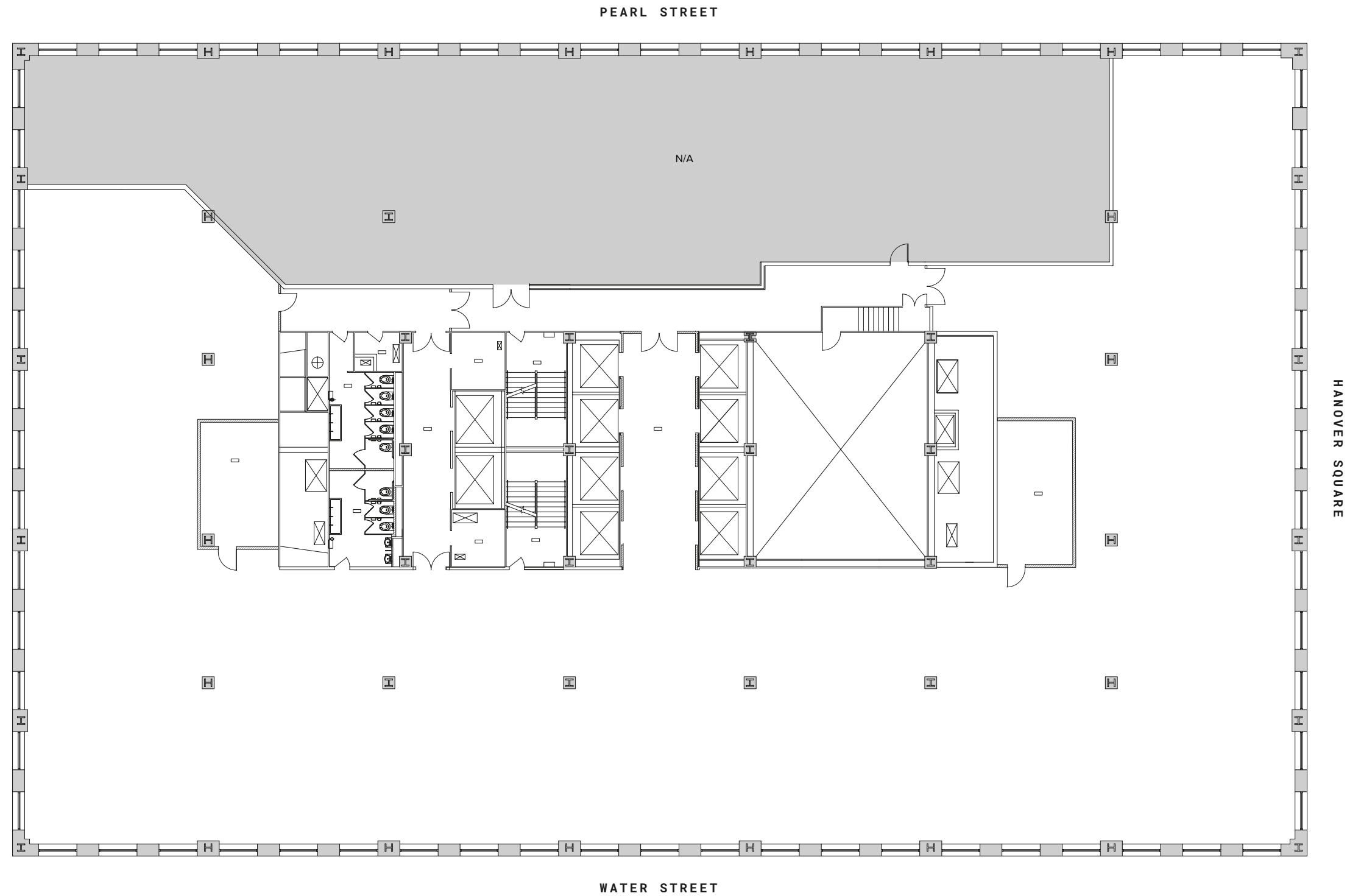
CORE & SHELL

RSF: 24,000

POSSESSION: 3Q 2020

SLAB-TO-SLAB: 24' 0"

- 24,000 RSF boasts 24' slab-to-slab ceiling heights, excellent natural light and views of the Statue of Liberty and New York Harbor.
- This dramatic space could be used as a conference/amenities floor for a larger user or a spectacular single tenant office for any office use.

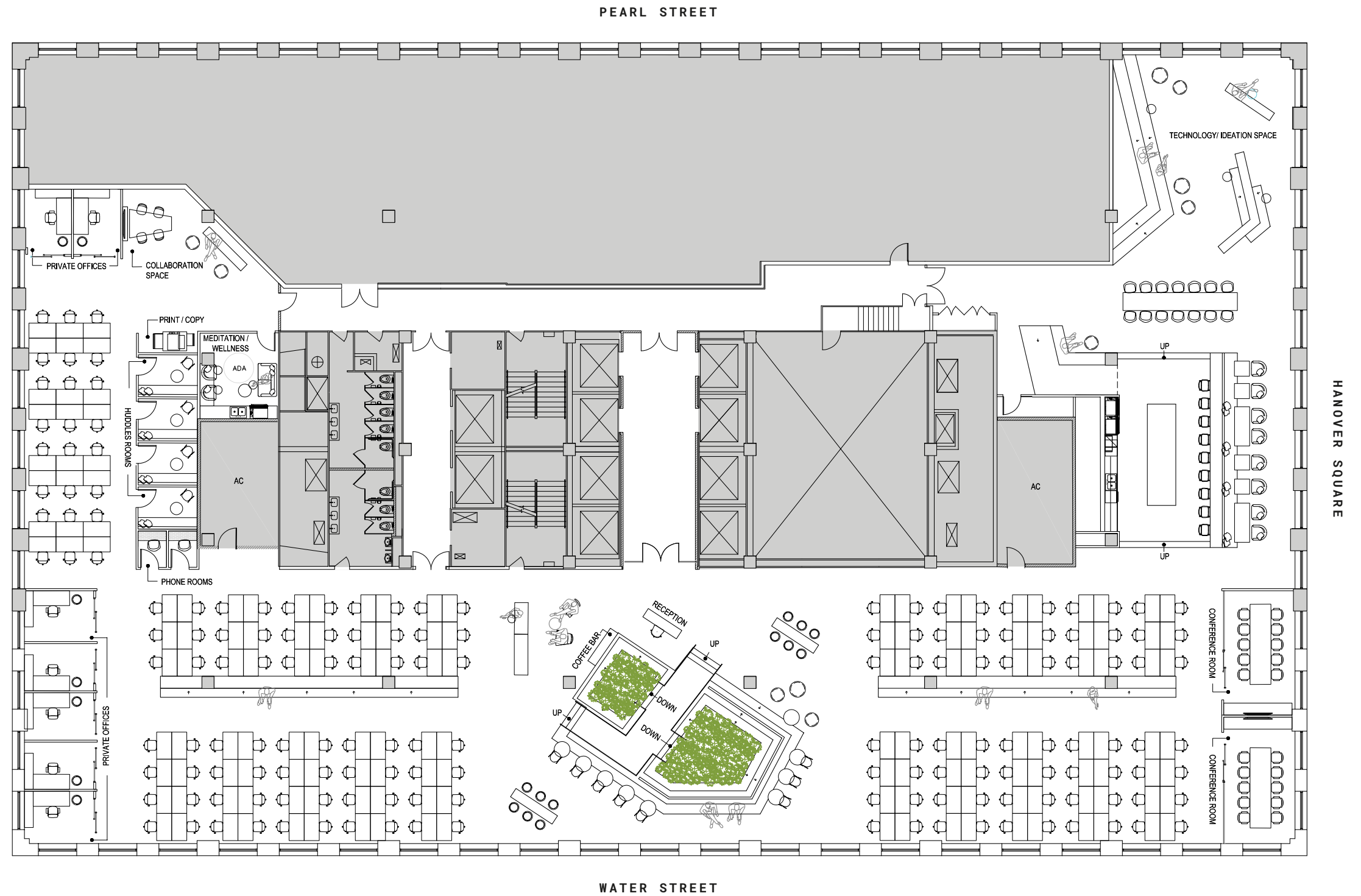


© Copyright 2019 100 Pearl Street. All Rights Reserved. All dimensions shown in floor plans are approximate and subject to normal construction variances and tolerances. Plans, dimensions and other features may vary from floor to floor. Any depictions herein are only approximations of the square foot area and layout of the floor in question.

CREATIVE STUDIO LAYOUT

SLAB-T0-SLAB: 24' 0"

TOTAL SEAT COUNT:	171
AVG RSF PER PERSON:	140
WORKSTATIONS:	164
OFFICES:	7
CONFERENCE ROOMS:	6
PRINT/COPY:	1
PHONE BOOTHS:	2







CLICK TO SEE 360 VIEW



100 | PEARL STREET

100 PEARL STREET | NEW YORK, NY | 10004

100PEARLST.COM

© Copyright 2019 100 Pearl Street. All Rights Reserved. All dimensions shown in floor plans are approximate and subject to normal construction variances and tolerances. Plans, dimensions and other features may vary from floor to floor. Any depictions herein are only approximations of the square foot area and layout of the floor in question. All images, renderings, and films are property of GFP Real Estate for conceptual design purposes only.